A blue angular collarbone body-paint design

Use only cosmetics labelled for skin; never use craft paint, nail polish or household glue.
Follow product area and removal directions; stop if irritation occurs.

Sketch three angled segments on the collarbone chart. Compare size and spacing.
Planning outlines only; not templates to cut out or place on skin.

COLLARBONE PLAN A

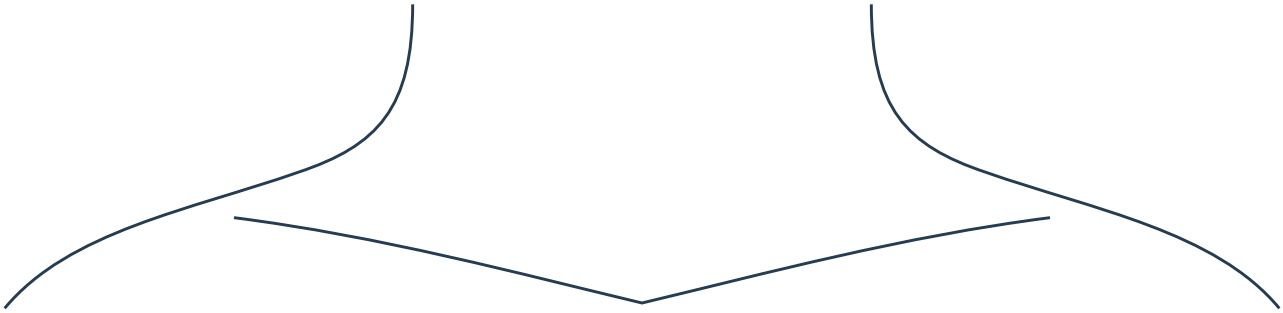

Sketch the design in this open area

OPTIONAL FACE CHART

For paper planning only; keep cosmetic designs clear of eyelids, lash lines and lips.

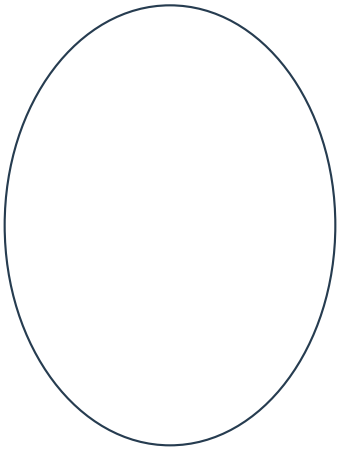

A blue angular collarbone body-paint design

Use only cosmetics labelled for skin; never use craft paint, nail polish or household glue.
Follow product area and removal directions; stop if irritation occurs.

Sketch three angled segments on the collarbone chart. Compare size and spacing.
Planning outlines only; not templates to cut out or place on skin.

COLLARBONE PLAN B

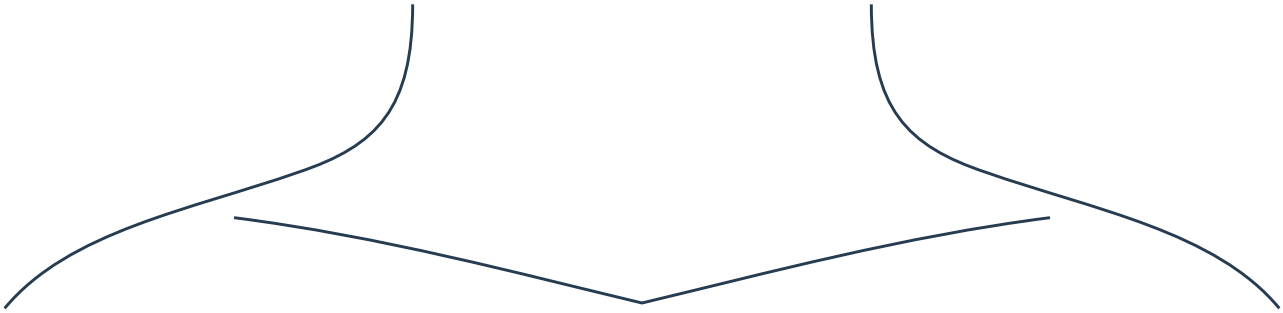

Sketch the design in this open area

OPTIONAL FACE CHART

For paper planning only; keep cosmetic designs clear of eyelids, lash lines and lips.

