A blue constellation shoulder-paint idea

Use only cosmetics labelled for skin; never use craft paint, nail polish or household glue.
Follow product area and removal directions; stop if irritation occurs.

Mark five dots on the shoulder chart; join each dot to the next to make four lines.
Planning outlines only; not templates to cut out or place on skin.

SHOULDER PLAN A

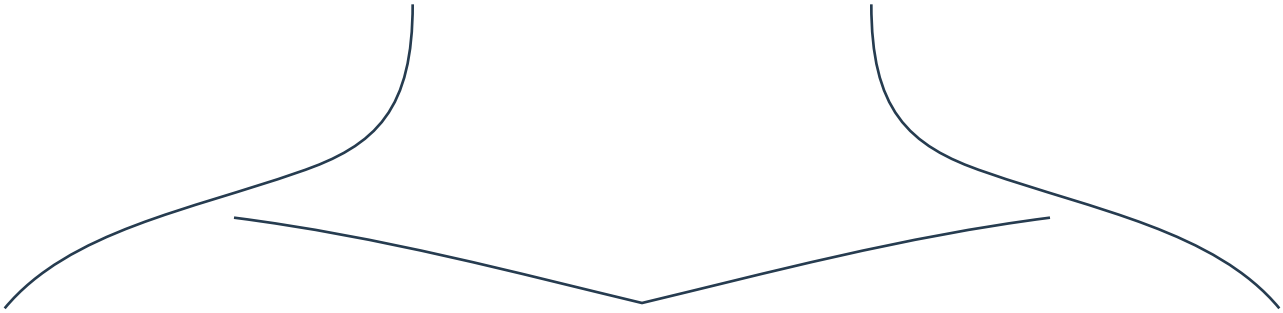

Try a different dot spacing on each page

OPTIONAL FACE CHART

For paper planning only; keep cosmetic designs clear of eyelids, lash lines and lips.

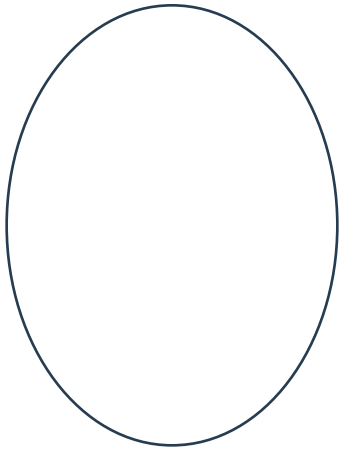

A blue constellation shoulder-paint idea

Use only cosmetics labelled for skin; never use craft paint, nail polish or household glue.
Follow product area and removal directions; stop if irritation occurs.

Mark five dots on the shoulder chart; join each dot to the next to make four lines.
Planning outlines only; not templates to cut out or place on skin.

SHOULDER PLAN B

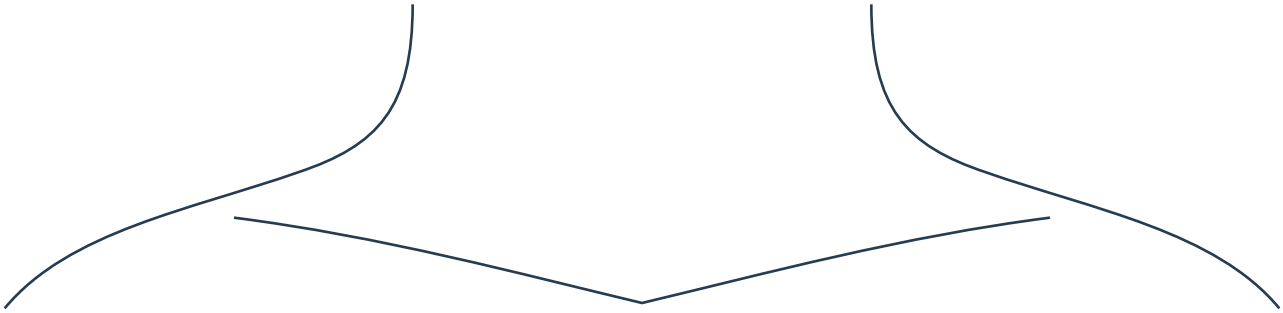

Try a different dot spacing on each page

OPTIONAL FACE CHART

For paper planning only; keep cosmetic designs clear of eyelids, lash lines and lips.

