A small espresso side half-moon

Enlarged drawing outlines, not wearable nail templates.

Mark a small semicircle along one side, keeping it away from both ends. Fill only that shape, preserving the nude central area.

1. Sketch the layout 2. Adjust spacing 3. Repeat with more control

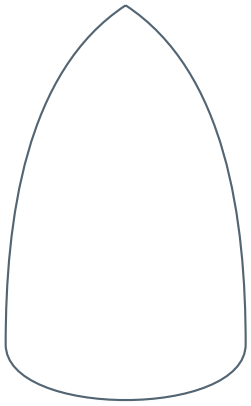

Practice 1

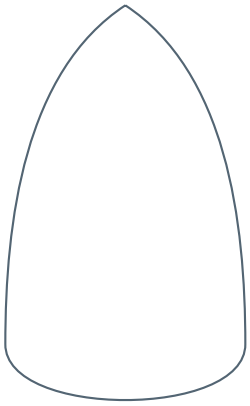

Practice 2

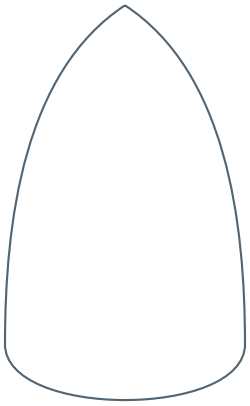

Practice 3

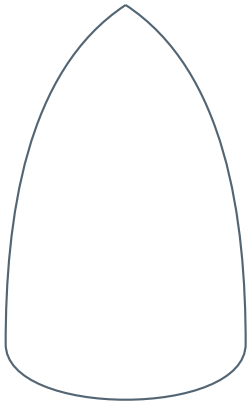

Practice 4

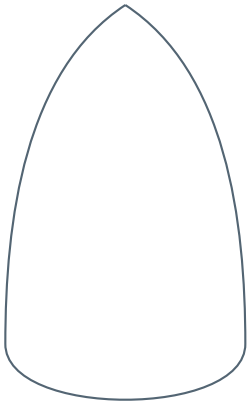

Practice 5

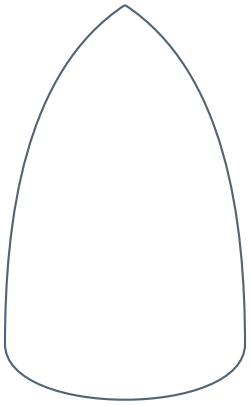

Practice 6

Palette / tools: _____

One thing to adjust: _____

A small espresso side half-moon

A second page to repeat the design with your chosen spacing. Use the guide for the full method.



Follow your selected cosmetic product directions. This is an original design illustration.

1 inch check