# Air-dry clay holly-leaf gift tags with blank initials

Make holly-leaf gift tags from air-dry clay using a real paper pattern. The printable includes three leaf sizes and hanging-hole guides.

Fill the fields in a PDF reader, or print and write. Save your own copy; entries are not submitted to FigureNook.

### Chosen pattern / number of tags / clay directions

### Initials or names / optional finish

### Drying location / start date / actual dry check

### Ribbon / gift assignment / packaging check

Use current product directions. No purchase or signup is required. Product illustrations are conceptual, not exact photographs.

# Holly-leaf tag patterns

Solid lines: cut paper outline. Dashed lines: design guide. Check the scale before using.

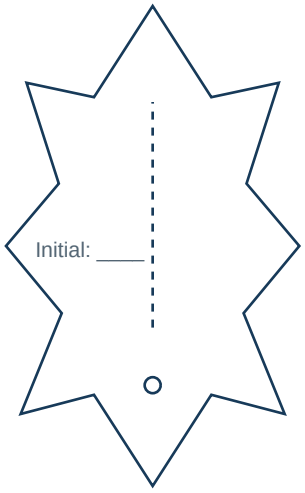


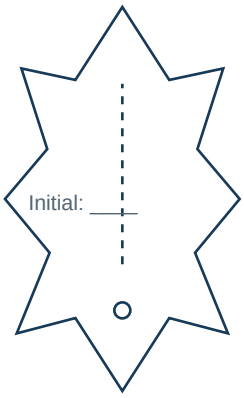


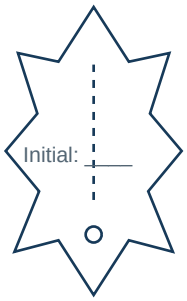


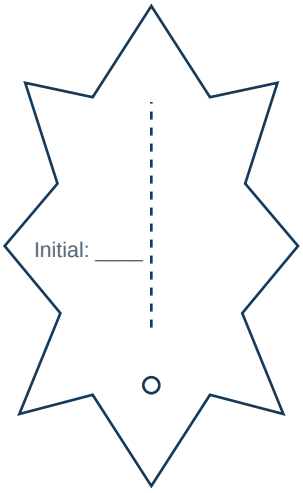


Trace onto clay prepared as its maker directs. Hole positions are guides; retain enough material around each hole. Decorative use only.

1 inch print check