An off-centre burgundy heart

Enlarged drawing outlines, not wearable nail templates.

Slightly to one side, place two adjacent small dots; pull their lower edges into one point. Leave a nude margin around the heart.

1. Sketch the layout 2. Adjust spacing 3. Repeat with more control

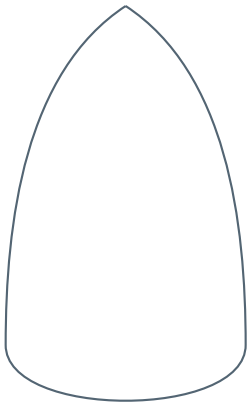

Practice 1

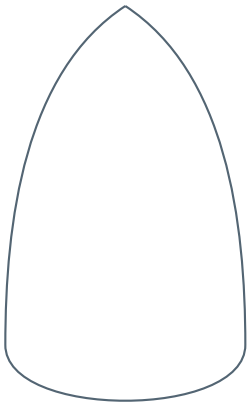

Practice 2

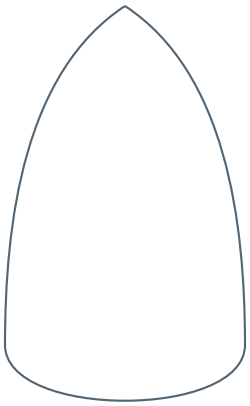

Practice 3

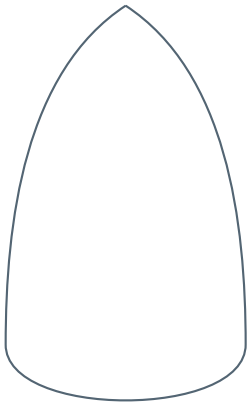

Practice 4

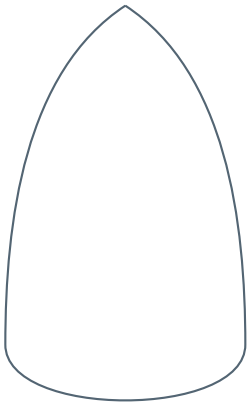

Practice 5

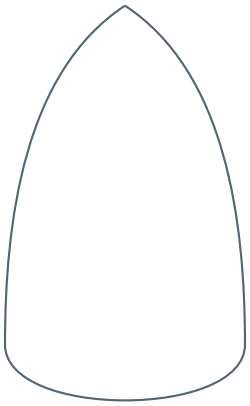

Practice 6

Keep nail products off skin and follow the selected product's application, drying and removal directions.

Palette / tools: _____

One thing to adjust: _____

An off-centre burgundy heart

A second page to repeat the design with your chosen spacing. Use the guide for the full method.



Follow your selected cosmetic product directions. This is an original design illustration.

1 inch check