Black-cherry side swoop

Enlarged drawing outlines, not wearable nail templates.

Mark a long curve from one sidewall toward the free edge. Fill the outside strip in controlled strokes, preserving the nude centre.

1. Sketch the layout 2. Adjust spacing 3. Repeat with more control

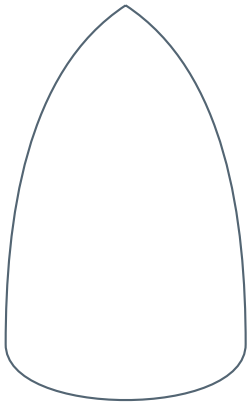

Practice 1

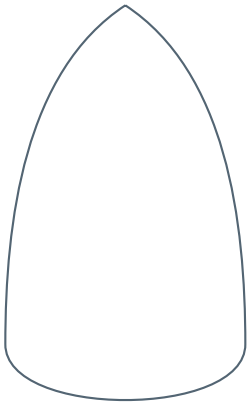

Practice 2

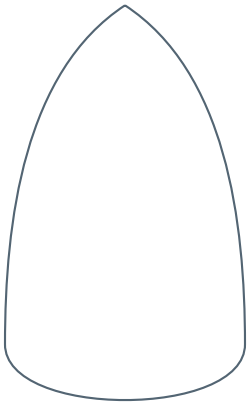

Practice 3

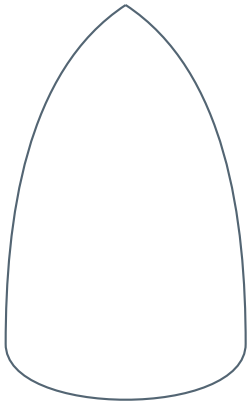

Practice 4

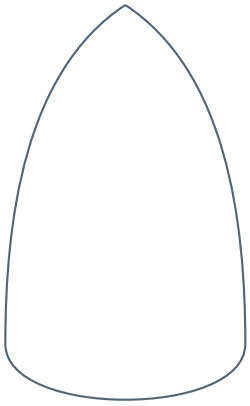

Practice 5

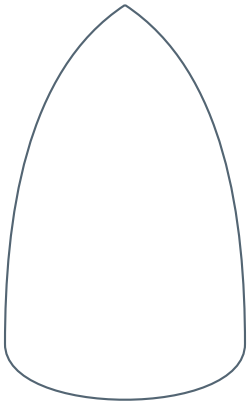

Practice 6

Palette / tools: _____

One thing to adjust: _____

Black-cherry side swoop

A second page to repeat the design with your chosen spacing. Use the guide for the full method.



Follow your selected cosmetic product directions. This is an original design illustration.

1 inch check