Black crosshatch accent nails

Enlarged drawing outlines, not wearable nail templates.

Draw three short parallel strokes in one corner, cross them with three shorter strokes, and leave the rest nude.

1. Sketch the layout 2. Adjust spacing 3. Repeat with more control

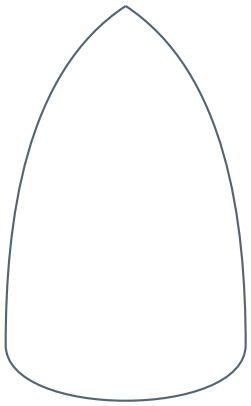

Practice 1

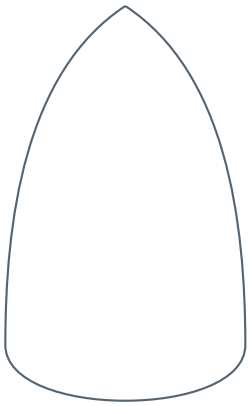

Practice 2

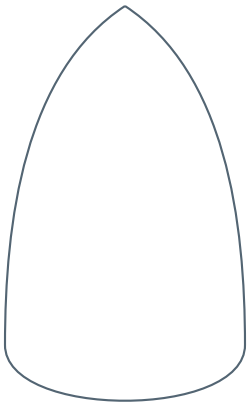

Practice 3

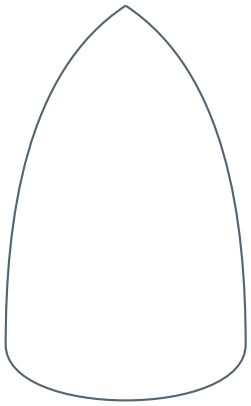

Practice 4

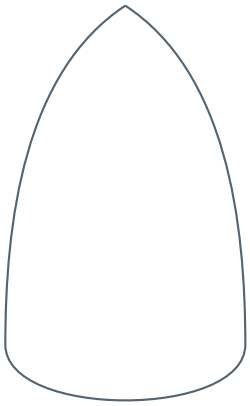

Practice 5

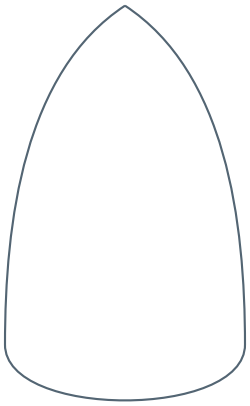

Practice 6

Palette / tools: _____

One thing to adjust: _____

Black crosshatch accent nails

A second page to repeat the design with your chosen spacing. Use the guide for the full method.



Follow your selected cosmetic product directions. This is an original design illustration.

1 inch check