Burgundy dotted crescents

Enlarged drawing outlines, not wearable nail templates.

Sketch a light crescent on paper. Place dots from large to small along the curve, reloading between dots when sizes begin to shrink.

1. Sketch the layout 2. Adjust spacing 3. Repeat with more control

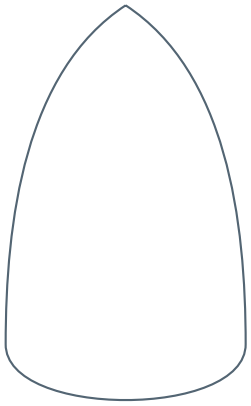

Practice 1

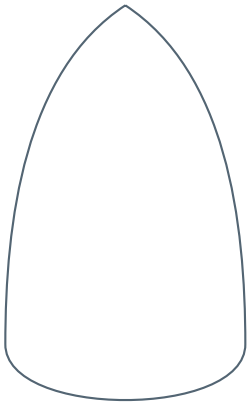

Practice 2

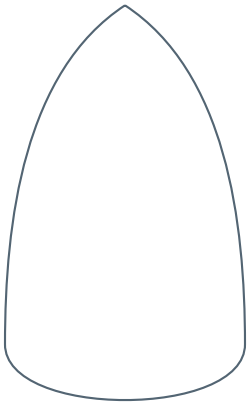

Practice 3

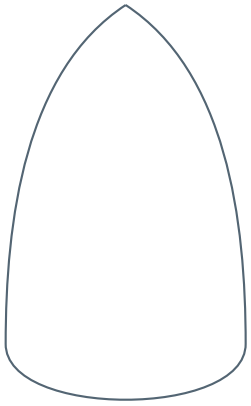

Practice 4

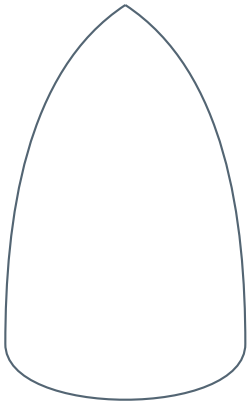

Practice 5

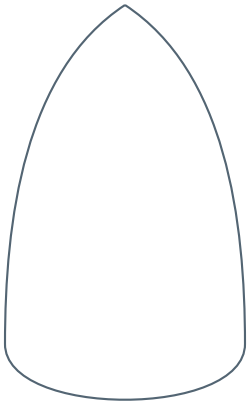

Practice 6

Palette / tools: _____

One thing to adjust: _____

Burgundy dotted crescents

A second page to repeat the design with your chosen spacing. Use the guide for the full method.



Follow your selected cosmetic product directions. This is an original design illustration.

1 inch check