Burgundy scalloped French tips

Enlarged drawing outlines, not wearable nail templates.

Dot three small scallops along the free edge. Join their outer edges, then fill outward toward the edge without creating a second border at the base.

1. Sketch the layout 2. Adjust spacing 3. Repeat with more control

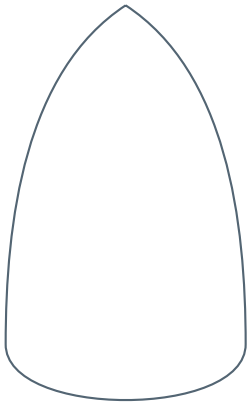

Practice 1

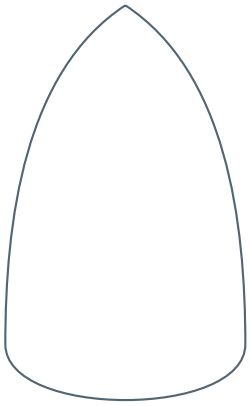

Practice 2

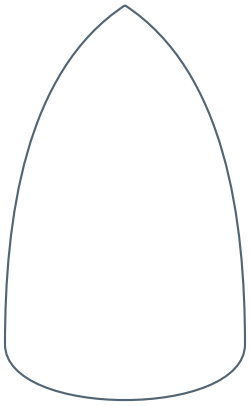

Practice 3

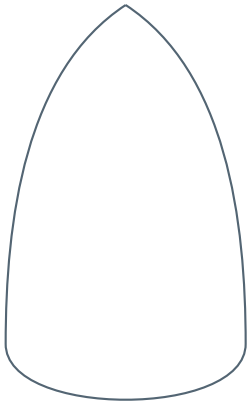

Practice 4

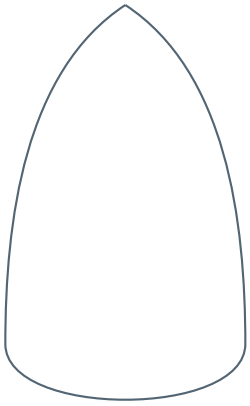

Practice 5

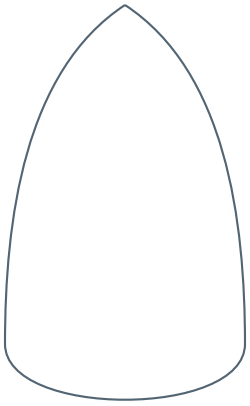

Practice 6

Palette / tools: _____

One thing to adjust: _____

Burgundy scalloped French tips

A second page to repeat the design with your chosen spacing. Use the guide for the full method.



Follow your selected cosmetic product directions. This is an original design illustration.

1 inch check