Cranberry-and-brass paper ornaments for a flocked tree

Use a restrained cranberry-and-brass paper palette to make simple cutout ornaments.

Paper colours

Shape quantities

Hanging-loop length

Light and branch clearance

Use current product directions. The guide and printable are free; no purchase or signup is required.

Paper ornament patterns

Cut the solid outlines; punch the marked holes. Keep paper away from flames and lights.









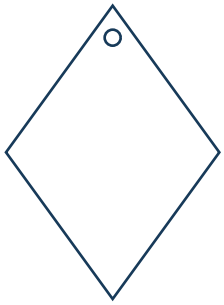

1 inch print check