# Dark-cherry polish with a matte-and-gloss practice strip

Test glossy and matte finishes on practice tips before deciding how to wear a dark-cherry manicure.

### Colour and lacquer type

### Glossy test

### Matte test

### Drying directions and preferred finish

Use current product directions. The guide and printable are free; no purchase or signup is required.

# Dark-cherry polish with a matte-and-gloss practice strip - pattern workspace

Cut solid outlines. Dashed lines are fold or planning marks. Keep printed paper out of food contact.

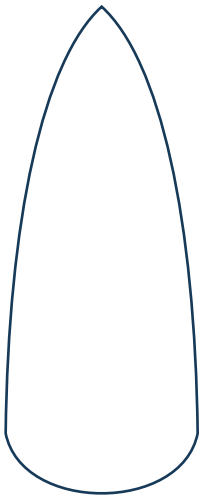

Gloss plan

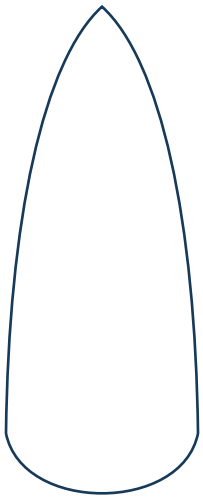

Gloss plan

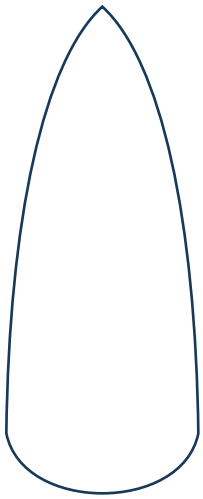

Gloss plan

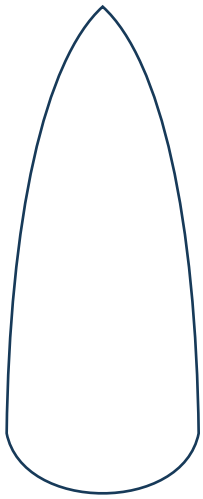

Gloss plan

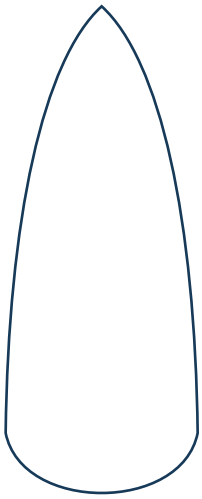

Matte plan

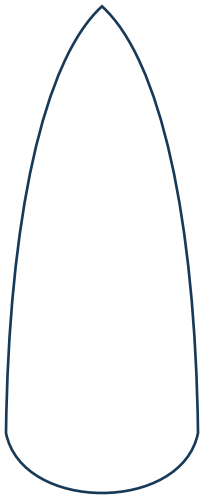

Matte plan

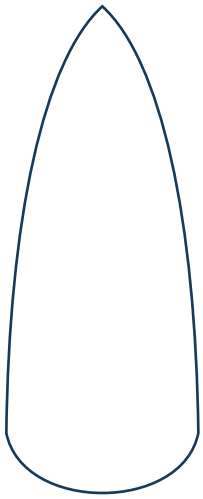

Matte plan

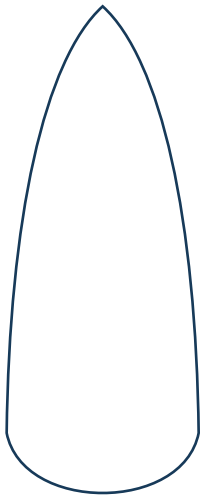

Matte plan

One pointed free edge at the top; rounded cuticle base below. Plan on paper, test real products on practice tips.



1 inch print check