Even line spacing on nail practice tips

Enlarged drawing outlines, not wearable nail templates.

Divide a paper nail outline into equal spaces. Paint the centre guides first, then add outer lines, checking spacing rather than stroke speed.

1. Sketch the layout 2. Adjust spacing 3. Repeat with more control

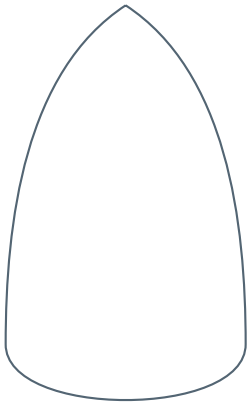

Practice 1

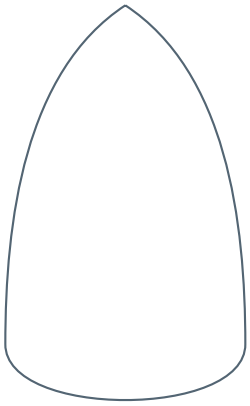

Practice 2

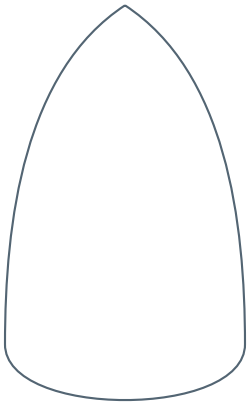

Practice 3

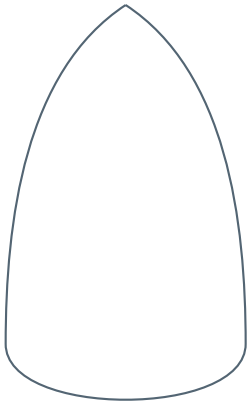

Practice 4

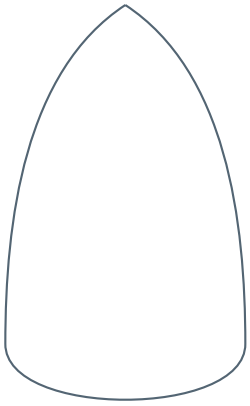

Practice 5

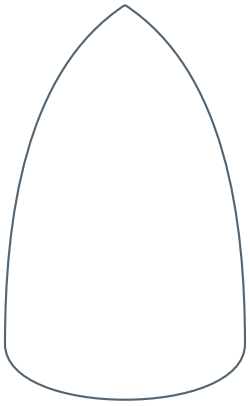

Practice 6

Palette / tools: _____

One thing to adjust: _____

Even line spacing on nail practice tips

A second page to repeat the design with your chosen spacing. Use the guide for the full method.



Follow your selected cosmetic product directions. This is an original design illustration.

1 inch check