Fine white grid-lace nails

Enlarged drawing outlines, not wearable nail templates.

Map a small diagonal grid on a dry base. Add crossing lines and dot alternate intersections; this is painted lace, with no fabric attached to the nail.

1. Sketch the layout 2. Adjust spacing 3. Repeat with more control

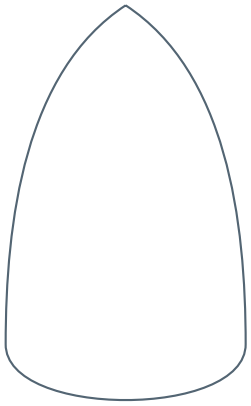

Practice 1

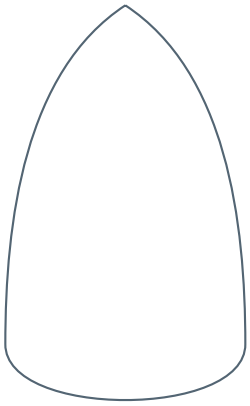

Practice 2

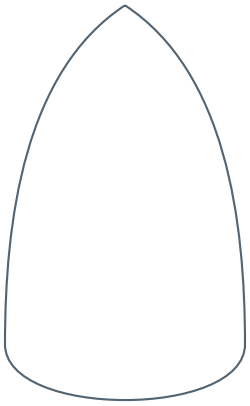

Practice 3

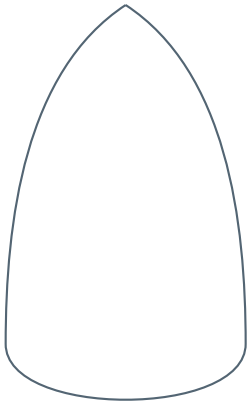

Practice 4

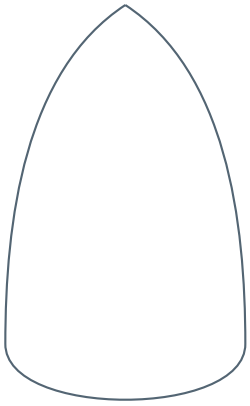

Practice 5

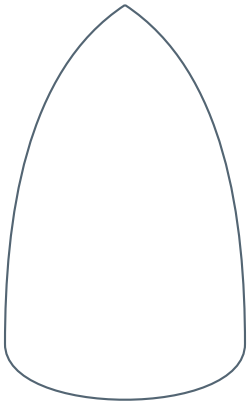

Practice 6

Palette / tools: _____

One thing to adjust: _____

Fine white grid-lace nails

A second page to repeat the design with your chosen spacing. Use the guide for the full method.



Follow your selected cosmetic product directions. This is an original design illustration.

1 inch check