Flat white sweater-stitch nail art

Enlarged drawing outlines, not wearable nail templates.

Draw two parallel wavy paths, cross them in a simple cable sequence, and add tiny side stitches. Use flat lacquer strokes, not thick raised gel.

1. Sketch the layout 2. Adjust spacing 3. Repeat with more control

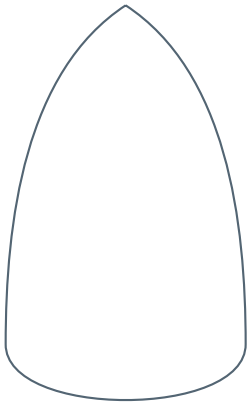

Practice 1

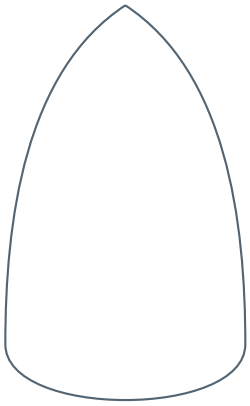

Practice 2

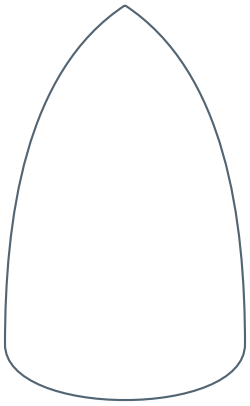

Practice 3

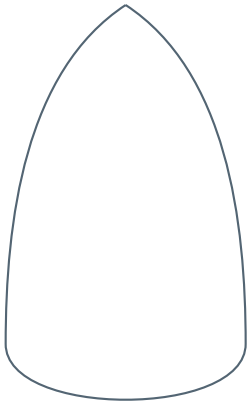

Practice 4

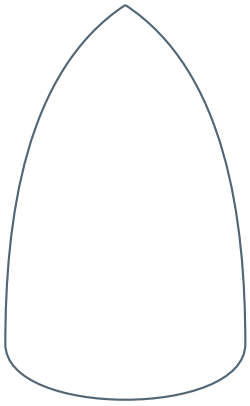

Practice 5

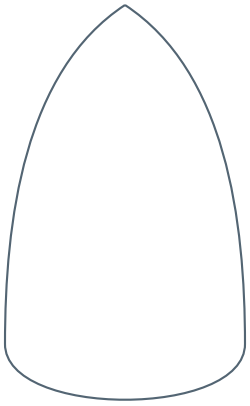

Practice 6

Palette / tools: _____

One thing to adjust: _____

Flat white sweater-stitch nail art

A second page to repeat the design with your chosen spacing. Use the guide for the full method.



Follow your selected cosmetic product directions. This is an original design illustration.

1 inch check