Mini burgundy checker accents

Enlarged drawing outlines, not wearable nail templates.

Draw a small rectangular grid first. Fill alternate cells with burgundy, leaving the other cells nude and the outer nail clear.

1. Sketch the layout 2. Adjust spacing 3. Repeat with more control

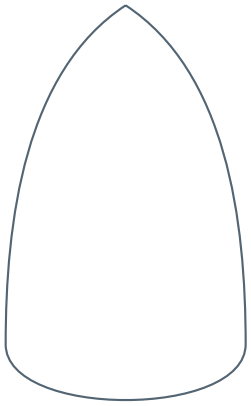

Practice 1

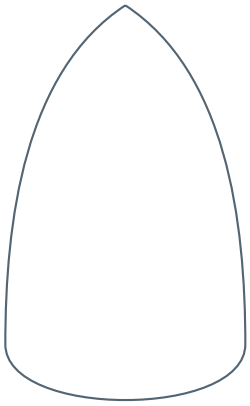

Practice 2

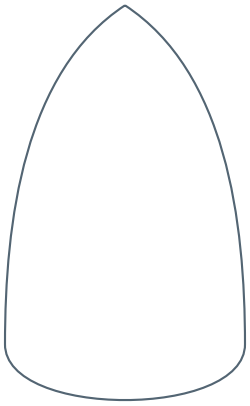

Practice 3

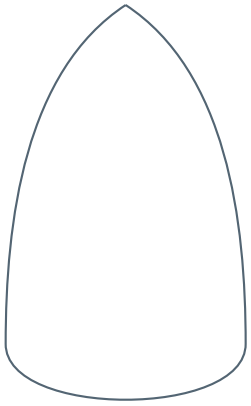

Practice 4

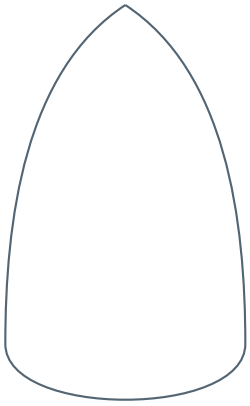

Practice 5

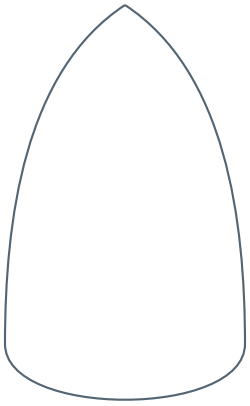

Practice 6

Palette / tools: _____

One thing to adjust: _____

Mini burgundy checker accents

A second page to repeat the design with your chosen spacing. Use the guide for the full method.



Follow your selected cosmetic product directions. This is an original design illustration.

1 inch check