Nail liner practice: short versus long strokes

Enlarged drawing outlines, not wearable nail templates.

On paper, practise three short joined strokes beside one longer line. On a secured practice tip, compare which approach gives more control for the curve you need. To turn a line into the illustrated sprig, add short tapered leaf strokes alternately beside the dried central line, using a small paint load.

1. Sketch the layout 2. Adjust spacing 3. Repeat with more control

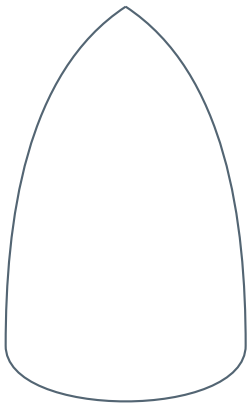

Practice 1

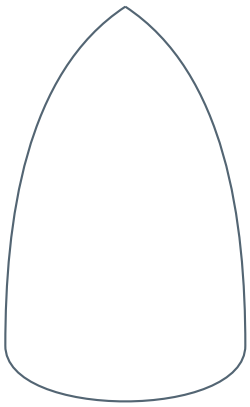

Practice 2

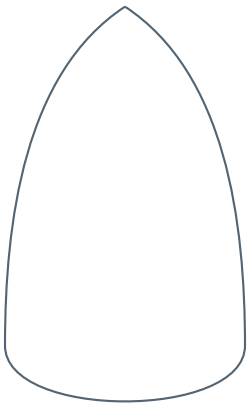

Practice 3

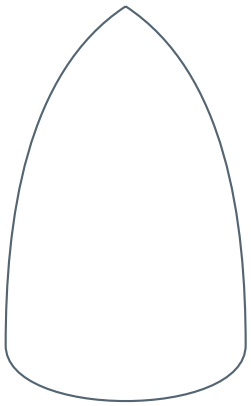

Practice 4

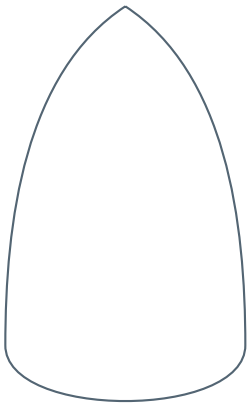

Practice 5

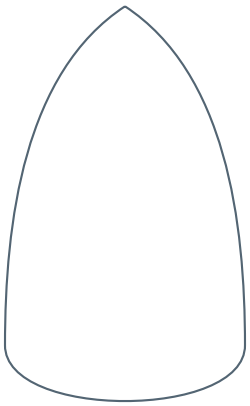

Practice 6

Palette / tools: _____

One thing to adjust: _____

Nail liner practice: short versus long strokes

A second page to repeat the design with your chosen spacing. Use the guide for the full method.



Follow your selected cosmetic product directions. This is an original design illustration.

1 inch check