Pack a black cardigan for a holiday weekend without losing the outfit plan

A fold-and-pack diagram plus an outfit photo checklist; follow care instructions. Download the matching printable below, then use the three-step plan. The featured product is optional.

Materials: GRACE KARIN Knit Cardigan Sweaters for Women Lightweight Fall Outfits 2026 (optional featured product); Free matching FigureNook PDF; Paper and a pen; The actual item instructions and measurements

1. Start with the real item

Lay out the actual cardigan and photograph the outfits you intend to pack. Check the garment's own care label and measurements.

2. Use the matching plan

Fold along existing garment lines without pulling the knit and trial the fit in your packing cube. Keep heavier items from pressing against buttons or decorative edges.

3. Finish and check

Use the outfit card to link the cardigan to each day's clothes. The packing plan does not promise crease-free results or replace the garment's care directions.

Check the exact selected option, maker directions, included pieces, current delivery and return terms before purchase. Other accessories shown may be separate.

Your matching printable

A fold-and-pack diagram plus an outfit photo checklist; follow care instructions

1. Lay flat



2. Fold sleeves inward



3. Fold body to bag width



Fold diagram is a planning aid. Follow the garment care label and keep heavy items off the knit. Add outfit notes below.

Outfit / day

Other pieces

Care reminder
