White cloud-arc practice

Enlarged drawing outlines, not wearable nail templates.

Draw three connected rounded arcs, then join their lower edge with one short line. Fill the enclosed shape lightly and keep it compact.

1. Sketch the layout 2. Adjust spacing 3. Repeat with more control

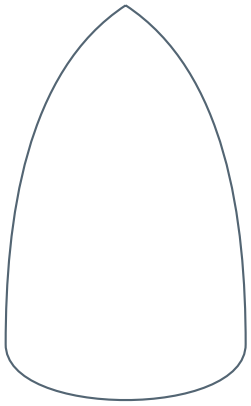

Practice 1

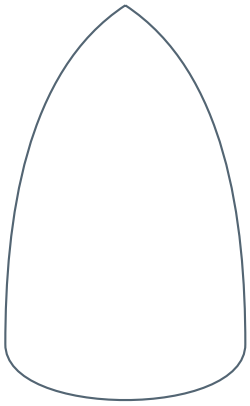

Practice 2

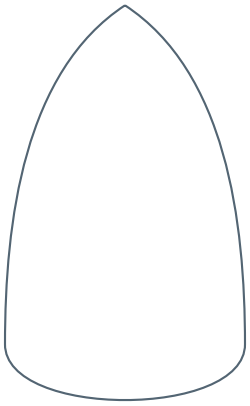

Practice 3

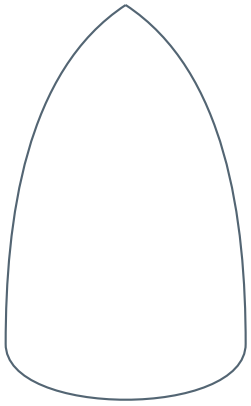

Practice 4

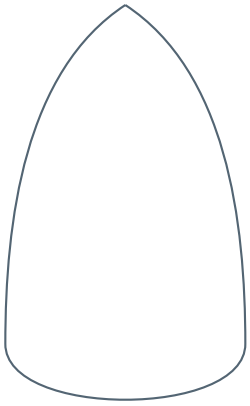

Practice 5

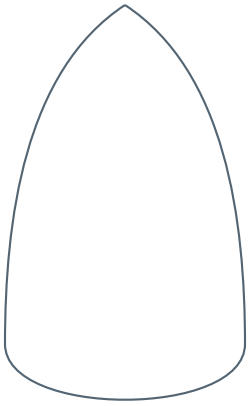

Practice 6

Palette / tools: _____

One thing to adjust: _____

White cloud-arc practice

A second page to repeat the design with your chosen spacing. Use the guide for the full method.



Follow your selected cosmetic product directions. This is an original design illustration.

1 inch check