White graphic linework: practise on a face chart

Planning charts, not templates to cut and place on skin. Face outlines are reduced to fit the page, not to scale.

Draw three possible cheek curves on the face chart, choosing a route clear of eyes and lips. Test paint consistency on a separate palette, then practise a short smooth line before considering skin application.

1. Sketch the layout 2. Adjust spacing 3. Repeat with more control



Plan A



Plan B

Line practice: repeat each stroke here

Palette / tools: _____

One thing to adjust: _____

For a face paint you have not used before, FDA suggests trying a dab on your arm for a couple of days to check for an allergic reaction before face use, and keeping makeup from getting into your eyes (FDA, Novelty Makeup).

White graphic linework: practise on a face chart

A second page to repeat the design with your chosen spacing. Use the guide for the full method.

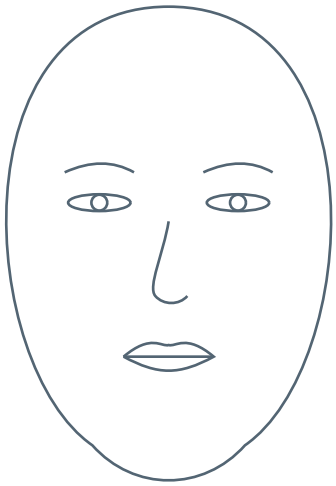

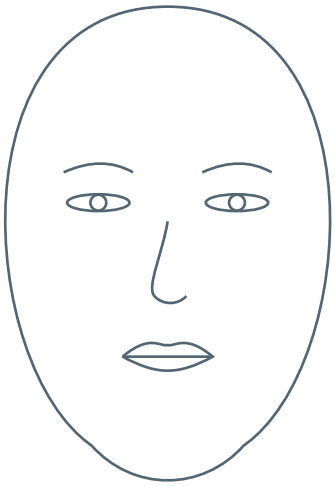

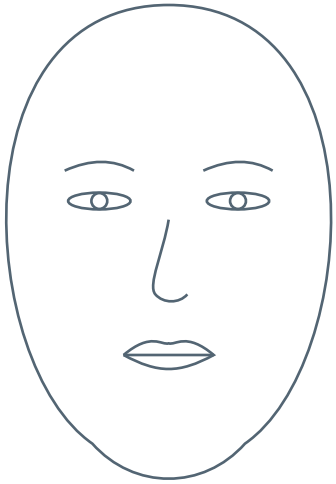

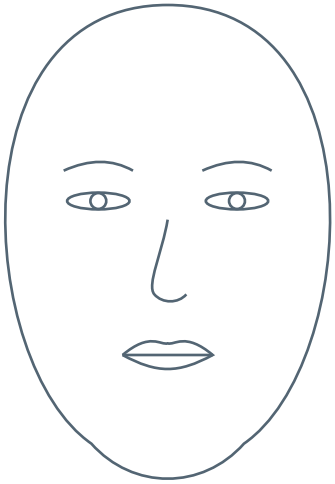

For a face paint you have not used before, FDA suggests trying a dab on your arm for a couple of days to check for an allergic reaction before face use, and keeping makeup from getting into your eyes (FDA, Novelty Makeup).

Follow your selected cosmetic product directions. This is an original design illustration.

1 inch check (face outlines are reduced, not to scale)