White snowflake linework practice

Enlarged drawing outlines, not wearable nail templates.

Draw three crossing thin lines to make six arms. Add two short branches near the outer part of each arm, preserving clear gaps.

1. Sketch the layout 2. Adjust spacing 3. Repeat with more control

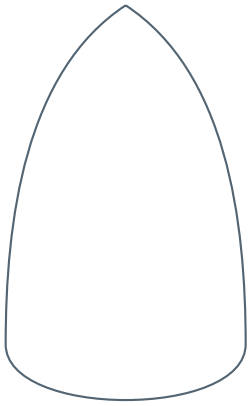

Practice 1

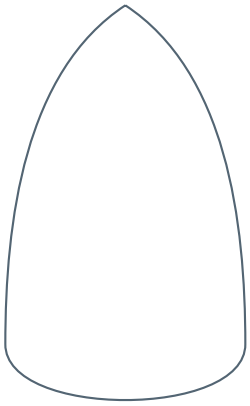

Practice 2

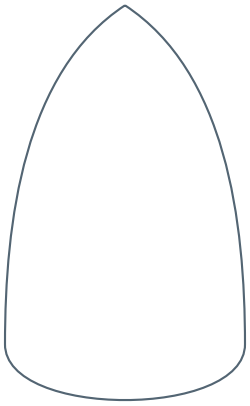

Practice 3

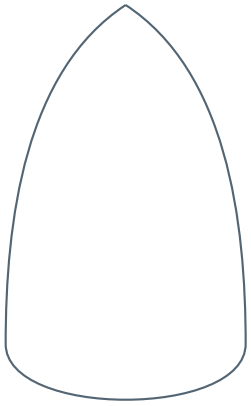

Practice 4

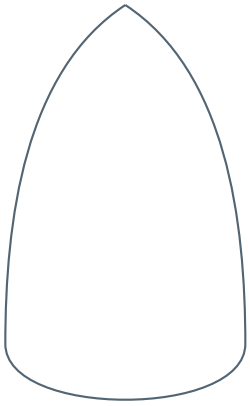

Practice 5

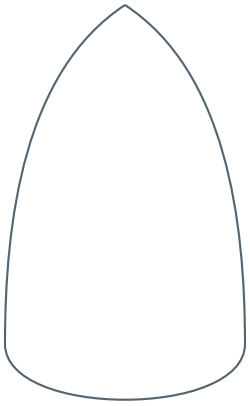

Practice 6

Palette / tools: _____

One thing to adjust: _____

White snowflake linework practice

A second page to repeat the design with your chosen spacing. Use the guide for the full method.



Follow your selected cosmetic product directions. This is an original design illustration.

1 inch check